

Features

STANDARD FEATURES

MEASUREMENTS

GS™-2668RT

- 32 ft (9.92 m) working height
- Up to 1,250 lb (567 kg) lift capacity

GS™-3268RT

- 38 ft (11.75 m) working height
- Up to 1,000 lb (454 kg) lift capacity

PRODUCTIVITY

- 99 x 61 in (2.51 x 1.55 m) steel platform
- 60 in (1.52 m) extension deck
- Folding guardrails
- Proportional lift and drive
- Platform control with battery charge indicator and diagnostic display
- AC power to platform
- Full height swing gate
- 4WD
- Positive traction control
- Four-wheel braking
- Swing-out engine tray
- Foam-filled rough terrain tires
- Tilt level sensor with audible alarm
- Descent alarm
- Horn
- Hour meter

POWER

- Kubota gas/LPG 22 hp (16 kW)

OPTIONS & ACCESSORIES

PRODUCTIVITY

- Automatic leveling hydraulic outriggers
- Air line to platform
- Pipe cradle (pair)
- Non-marking rough terrain tires 12 x 23.5 in (30 x 60 cm)
- Dual flashing beacons
- Motion alarm
- Platform work lights

POWER OPTIONS

- Kubota diesel 20 hp (15 kW)
- Perkins diesel 26 hp (19 kW)
- 3000 AC Watt generator (120V/60 Hz)
- 2500 AC Watt generator (120V/50 Hz or 240V/50 Hz)
- Diesel Scrubber (Perkins)
- Cold weather package
- Arctic package
- Hydraulic oil cooler
- LPG steel tank only, 33.5 lb capacity
- Additional LPG tank and carrier



Genie United States

18340 NE 76th Street
P.O. Box 97030
Redmond, Washington 98073-9730
Telephone **+1 (425) 881-1800**
Toll Free in USA/Canada **+1 (800)-536-1800**
Fax +1 (425) 883-3475

Genie Europe

Millennium House
Brunel Drive
Newark NG24 2DE
UK
Telephone **+44 (0)1476 584333**
Fax +44 (0)1476 584334
Email: infoeurope@genieind.com

Distributed By:

Effective Date: January, 2008. Product specifications and prices are subject to change without notice or obligation. The photographs and/or drawings in this document are for illustrative purposes only. Refer to the appropriate Operator's Manual for instructions on the proper use of this equipment. Failure to follow the appropriate Operator's Manual when using our equipment or to otherwise act irresponsibly may result in serious injury or death. The only warranty applicable to our equipment is the standard written warranty applicable to the particular product and sale and we make no other warranty, express or implied. Products and services listed may be trademarks, service marks or trade-names of Terex Corporation, Genie Industries, Inc. and/or their subsidiaries in the U.S.A. and many other countries and all rights are reserved. Terex® is a Registered Trademark of Terex Corporation in the U.S.A. and many other countries. Genie® is a Registered Trademark of Genie Industries, Inc. in the U.S.A. and many other countries. Genie is a Terex Company. © 2008 Terex Corporation.

GS68RT 3.5K 0108G. Part No. 109350

www.genieindustries.com

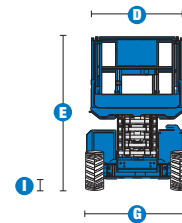
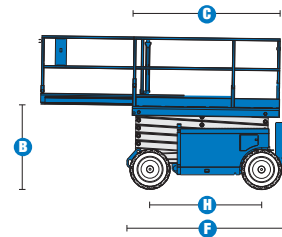
SELF-PROPELLED SCISSOR LIFTS

GS™ -2668 RT & GS™ -3268 RT

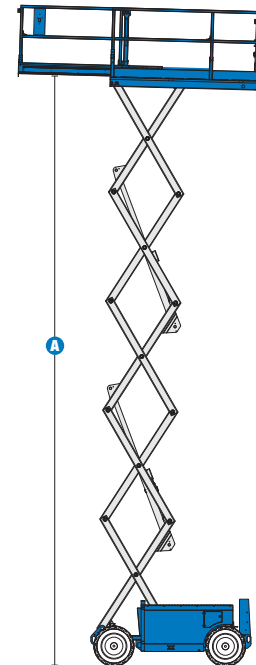


Specifications

MODELS	GS™-2668 RT		GS™-3268 RT	
MEASUREMENTS	US	Metric	US	Metric
Working height maximum*	32 ft	9.92 m	38 ft	11.75 m
A Platform height maximum	26 ft	7.92 m	32 ft	9.75 m
B Platform height - stowed	3 ft 10.75 in	1.19 m	4 ft 3.75 in	1.31 m
C Platform length - outside	8 ft 3 in	2.51 m	8 ft 3 in	2.51 m
extended	13 ft	3.96 m	13 ft	3.96 m
Slide-out platform extension deck	5 ft	1.52 m	5 ft	1.52 m
D Platform width - outside	5 ft 1 in	1.55 m	5 ft 1 in	1.55 m
Toeboard height	6 in	.15 m	6 in	.15 m
E Height - stowed**	7 ft 7.5 in	2.32 m	8 ft 5 in	2.45 m
rails lowered	5 ft 7 in	1.70 m	6 ft	1.83 m
F Length - stowed	8 ft 9 in	2.67 m	8 ft 9 in	2.67 m
platform extended	13 ft 5.5 in	4.10 m	13 ft 5.5 in	4.10 m
with outriggers	10 ft 9 in	3.28 m	10 ft 9 in	3.28 m
G Width	5 ft 8 in	1.73 m	5 ft 8 in	1.73 m
H Wheelbase	6 ft 1 in	1.85 m	6 ft 1 in	1.85 m
I Ground clearance - center	7.5 in	.19 m	7.5 in	.19 m



PRODUCTIVITY				
Maximum platform occupancy***	4	4	4	4
Lift capacity	1,250 lbs	567 kg	1,000 lbs	454 kg
Extension deck capacity	300 lbs	136 kg	300 lbs	136 kg
Drive speed - stowed	3.8 mph	6.1 km/h	3.8 mph	6.1 km/h
Drive speed - raised	0.5 mph	0.8 km/h	0.5 mph	0.8 km/h
Gradeability - stowed****	35%		30%	
Maximum outrigger leveling:				
front to back	6.6°		6.6°	
side to side	10.6°		10.6°	
Turning radius - inside	5 ft	1.52 m	5 ft	1.52 m
Turning radius - outside	12 ft 1 in	3.68 m	12 ft 1 in	3.68 m
Raise/lower speed	30/35 sec		40/37 sec	
Controls	proportional		proportional	
Drive	four wheel		four wheel	
Tires - rough terrain	12 x 23.5 in	30 x 60 cm	12 x 23.5 in	30 x 60 cm



POWER				
Power source	Kubota DF-752 gas/LPG 22 hp Kubota D-905 Diesel 20 hp Perkins 403C-11 Diesel 26 hp		Kubota DF-752 gas/LPG 22 hp Kubota D-905 Diesel 20 hp Perkins 403C-11 Diesel 26 hp	
Fuel tank capacity	15 gal	56.8 L	15 gal	56.8 L
Hydraulic system capacity	16.5 gal	62.5 L	16.5 gal	62.5 L

WEIGHT*****				
	6,373 lbs	2,891 kg	8,008 lbs	3,632 kg

STANDARDS COMPLIANCE	
	ANSI A92.6, CSA B354.2, CE Compliance, AS 1418.10

* The metric equivalent of working height adds 2 m to platform height. U.S. adds 6 ft to platform height.
 ** Based on RT tires; deduct 2 in (5.8 cm) for turf and non-marking tires.
 *** CE/AUS markets: GS-3268 limited to 2 person platform occupancy when used outdoors.
 **** Gradeability applies to driving on slopes. Gradeability may vary depending on the weight of options installed on machine. See operator's manual for details regarding slope ratings.
 ***** Weight varies depending on options and country standards.