


BLUELIFT



B85 BLUELIFT

BLUELIFT B85

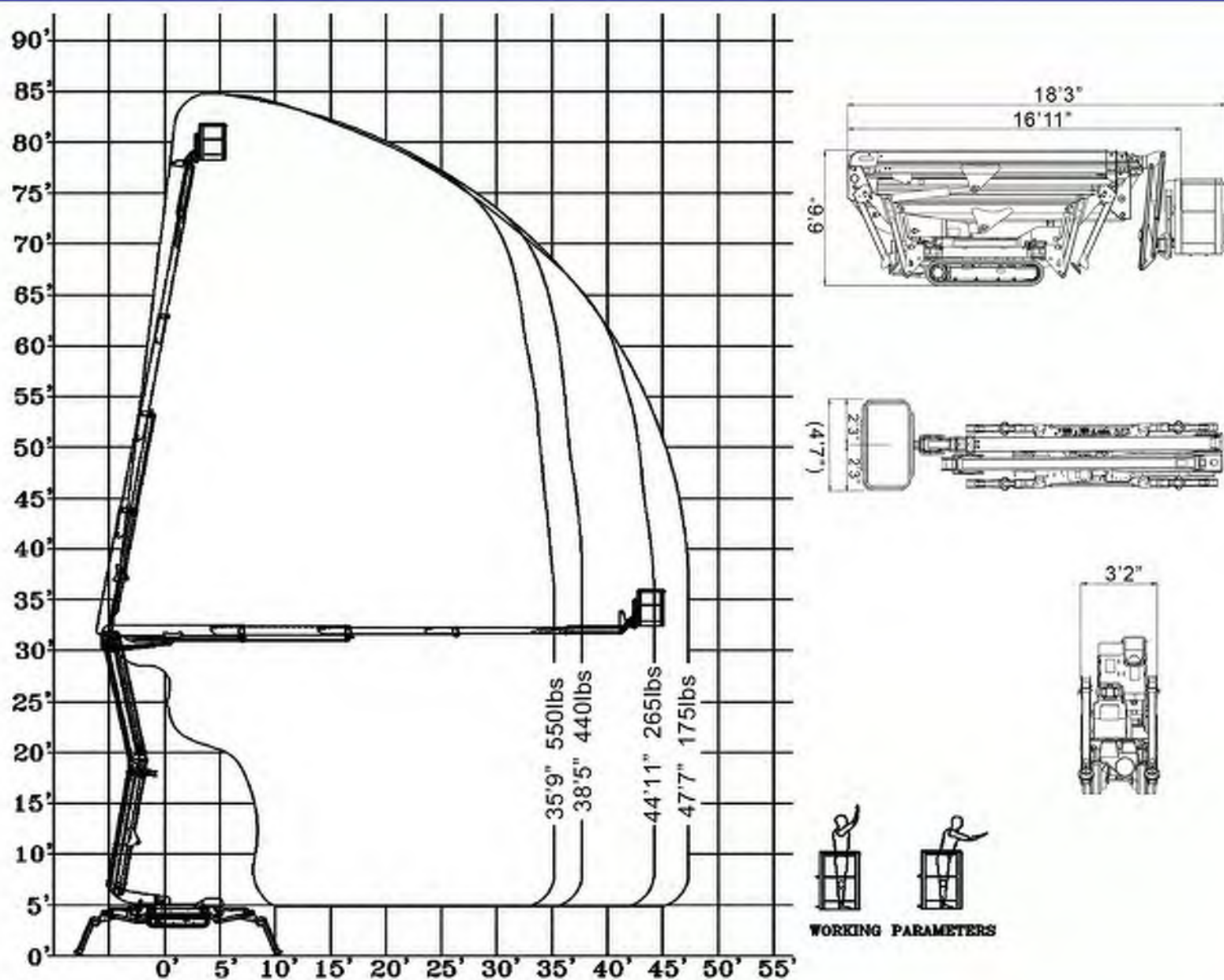
After the pioneering Bluelift B72 changed the global market for compact lifts, the Bluelift B85 took the concept to the next level, - 85 ft. to be precise. Based on the same system, utilizing the genius combination between articulating lower arms, telescoping upper arm and a jib, the Bluelift B85 remains a very compact unit, yet offering an impressive 85 ft. vertical height and more than 47 ft side reach. Important standard features were carried over from the Bluelift B72 including most compact lift in its class, adjustable tracks, multiple-position outriggers with knee-joints and side reach in narrow outrigger position. And, like most Bluelift units, offered in 3 power versions:

- **Standard** with the choice of either a Honda gas or Hatz diesel engine
- **Lithium Only** offering an all-electric battery unit
- **COMBO** offering both the choice of combustion engine and the Lithium Battery pack.

The Bluelift B85 comes standard with two identical control panels: The wireless remote allows the operator optimal drive view to position the unit safely. The wired control panel in the basket eliminates the need for swapping control boxes, and also serves as back-up should the wireless remote control be lost or malfunction. Thanks to it is reliable CAN bus steering system the Bluelift B85 offers an unsurpassed range of safety and comfort features from auto start-and-stop of the engine, automatic turret center stop to incline alarms & detection and variable speed.

The Bluelift B85 COMBO to this day remains a daily work horse in rental fleets around the world, offering unmatched value for money. And more importantly: Ultimate safety.

Maximum working height	85ft 5in
Maximum platform height	79ft 5in
Maximum outreach	47ft 7in
Lifting capacity	550 lbs
Basket size	4ft 3in X 2ft 6in
Basket rotation	+/-80°
Turret rotation	340°
Length (w/ basket)	18ft 3in
Length (w/o basket)	16ft 11in
Width (w/o basket)	3ft 2in
Height	6ft 6in
Weight	7599lbs
Max pressure, footplate	109 psi
Foot pad size (per pad)	48.69 sq in.
Max pressure under tracks	7.59 psi
Travel Speed	0.9 mph
110V drive motor	Standard
Honda gasoline engine	Standard
Hatz diesel engine	Optional
Lithium battery	Optional



Standard Equipment:

- Honda iGX390 engine
- Automatic outrigger setting
- Hetric radio remote control
- Hetric control fixed in basket
- Self stabilizing system
- 110V to basket
- Air/water to basket - 1 hose
- Track width adjusting system
- Set up on uneven surfaces
- Automatic turret center stop

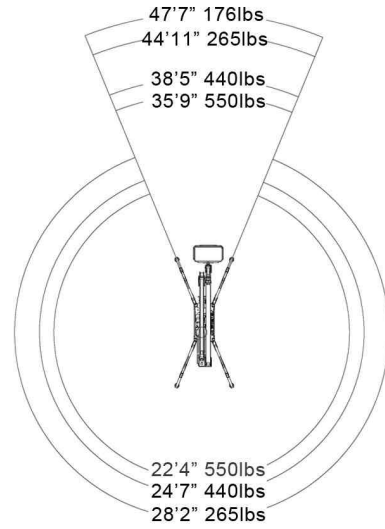
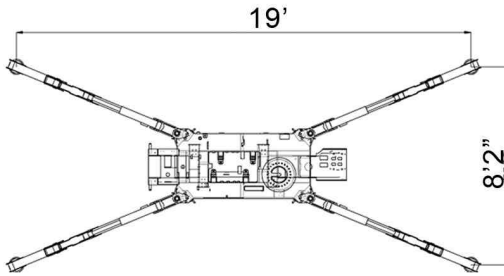
Options:

- Hatz diesel engine
- Lombardi diesel engine
- Lithium battery

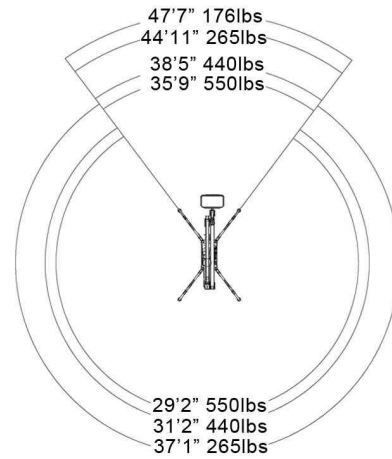
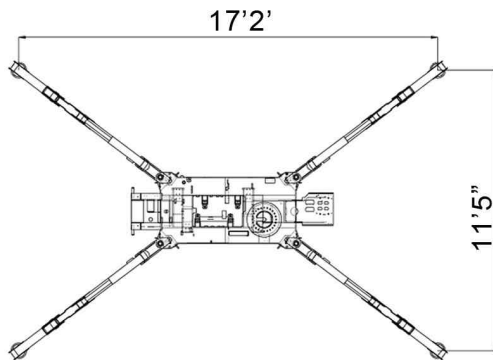
BlueLift B85

Outrigger Positions

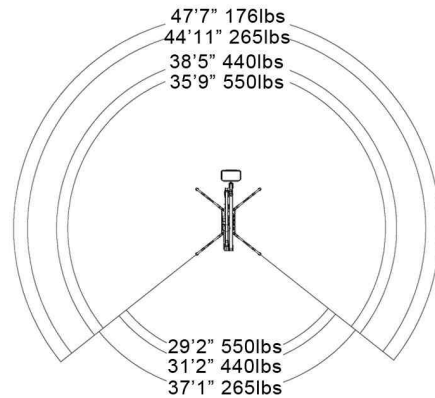
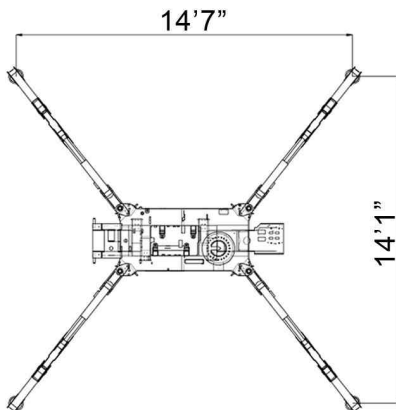
Narrow Position



Regular Position

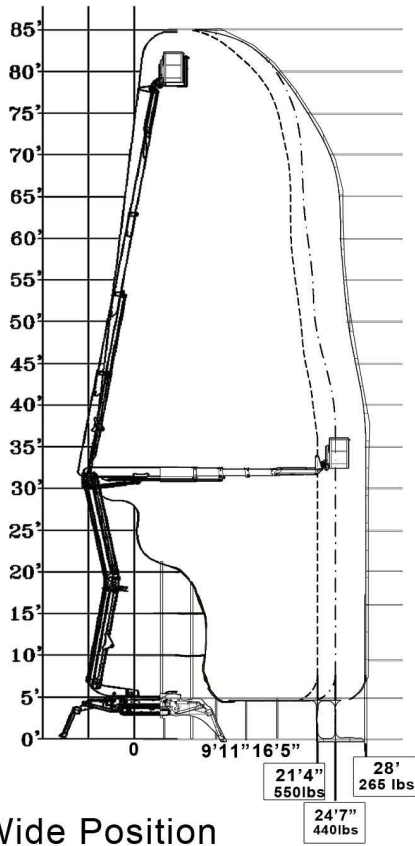


Wide Position

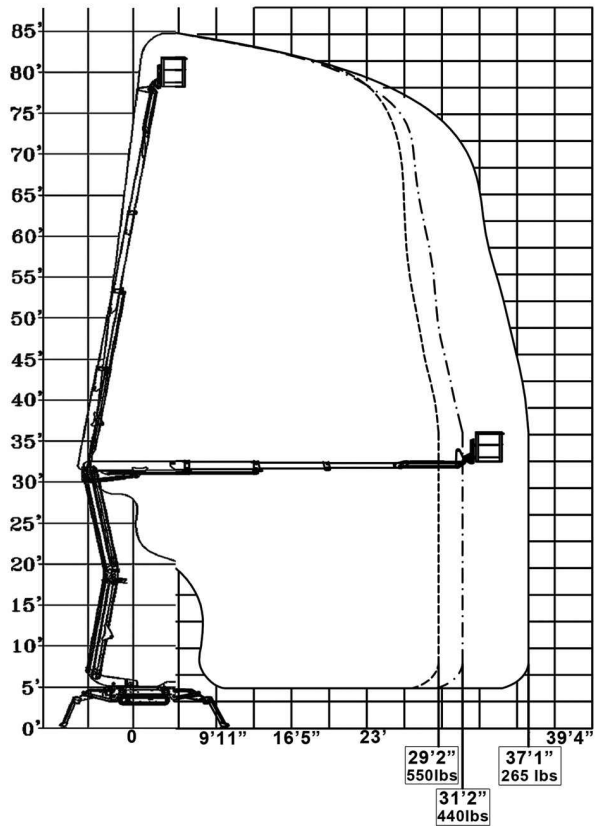


Bluelift B85

Narrow Position



Regular Position



Wide Position

